



# Report on Student Outcomes and School Climate OurSCHOOL Elementary School Survey (5687)

## OurSCHOOL Arundel Elementary Highlights

Your version of the **OurSCHOOL** student survey measures 7 indicators based on the most recent research on school and classroom effectiveness. This report provides highlights based on data from 20 students in this school that participated in the survey between 24 Apr. 2018 and 25 Apr. 2018. The number of students by grade level is:

- grade 4: 9
- grade 5: 5
- grade 6: 6

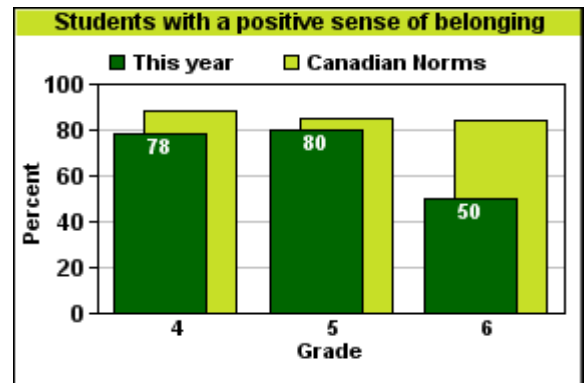
The bar charts show the results by grade for grades with at least 5 students. These are compared with Canadian norms, which are based on last year's results for all students using the OurSCHOOL survey at the grade levels found in this school. For details on the survey see [www.thelearningbar.com](http://www.thelearningbar.com).

### Social-Emotional Outcomes

#### Students with a positive sense of belonging

Students who feel accepted and valued by their peers and by others at their school.

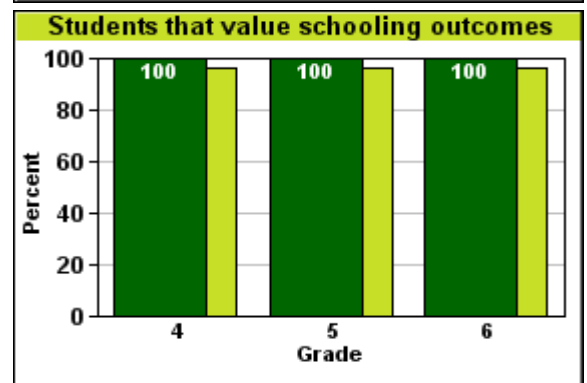
- 70% of students in this school had a high sense of belonging; the Canadian norm for these grades is 86%.
- 82% of the girls and 56% of the boys in this school had a high sense of belonging. The Canadian norm for girls is 86% and for boys is 85%.



#### Students that value schooling outcomes

Students who believe that education will benefit them personally and economically, and will have a strong bearing on their future.

- 100% of students in this school valued school outcomes; the Canadian norm for these grades is 96%.
- 100% of the girls and 100% of the boys in this school valued school outcomes. The Canadian norm for girls is 97% and for boys is 95%.



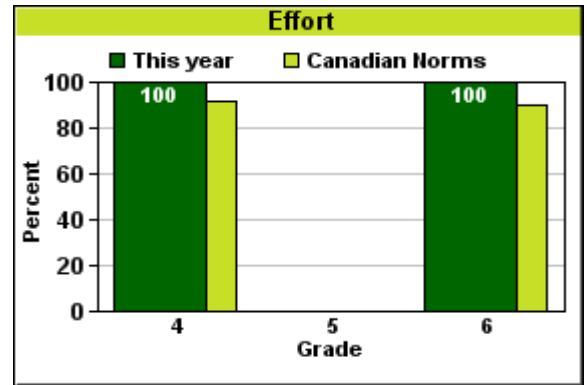


## Social-Emotional Outcomes

### Effort

Students who try hard to succeed in their learning.

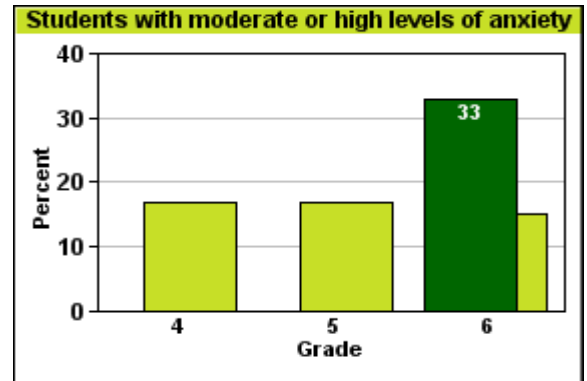
- 100% of students in this school tried hard to succeed; the Canadian norm for these grades is 91%.
- 100% of the girls and 100% of the boys in this school tried hard to succeed. The Canadian norm for girls is 93% and for boys is 89%.



### Students with moderate or high levels of anxiety

Students who have intense feelings of fear, intense anxiety, or worry about particular events or social situations.

- 11% of students in this school had moderate to high levels of anxiety; the Canadian norm for these grades is 16%.
- 10% of the girls and 11% of the boys in this school had moderate to high levels of anxiety. The Canadian norm for girls is 20% and for boys is 13%.



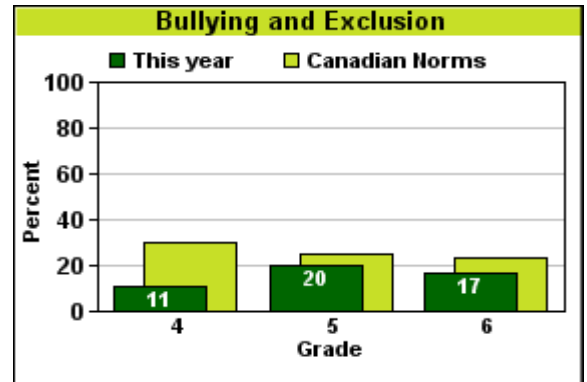


## DRIVERS of Student Outcomes

### Bullying and Exclusion

Students who are subjected to physical, social, or verbal bullying, or are bullied over the internet.

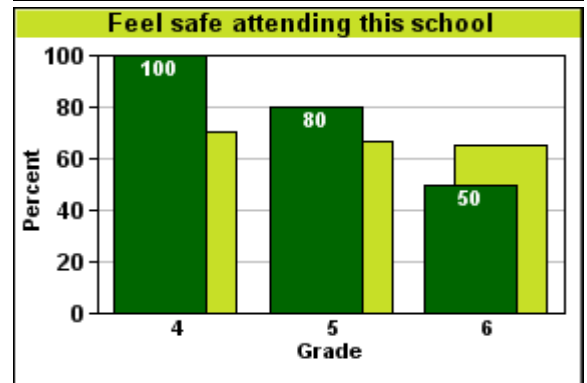
- 15% of students in this school were victims of moderate to severe bullying in the previous month; the Canadian norm for these grades is 26%.
- 9% of the girls and 22% of the boys in this school were victims of moderate to severe bullying in the previous month. The Canadian norm for girls is 26% and for boys is 26%.



### Feel safe attending this school

Students who feel safe at school as well as going to and from school.

- 80% of students felt safe attending the school; the Canadian norm for these grades is 68%.
- 82% of the girls and 78% of the boys felt safe attending the school. The Canadian norm for girls is 67% and for boys is 68%.





# Report on Student Outcomes and School Climate OurSCHOOL Elementary School Survey (5687)


## OurSCHOOL Arundel Elementary Highlights

### Demographic Factors

#### Aboriginal status

Students who are of Aboriginal origin, that is, First Nations, Métis, or Inuk.

- 0% of students in this school are of Aboriginal origin.
- 0% of the girls and 0% of the boys in this school are of Aboriginal origin.





**Report on Student Outcomes and School Climate**  
**OurSCHOOL Elementary School Survey (5687)**  
**Arundel Elementary Highlights**

**Multiple Choice Question**

Students were asked: "What makes you feel like you belong in your school? Please check all that apply."

- Participating in sports / clubs / activities (CLUBS)
- Having good friendship(s) (FRIEN)
- Caring student-staff relationships (STAFF)
- School and school yard (YARD)
- Feeling supported (SUPP)
- I do not feel connected to my school (NONE)

